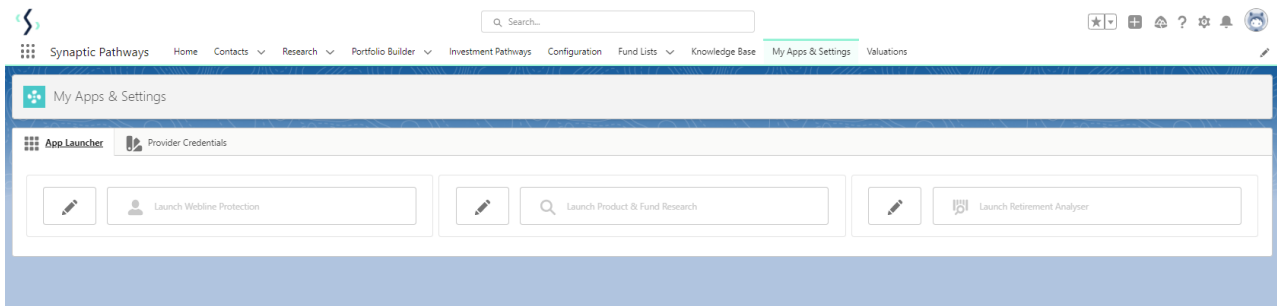


My Apps & Settings - App Launcher

Last Modified on 27/04/2022 3:51 pm BST

My Apps & Settings allows you to access **App Launcher** and **Provider Credentials**.

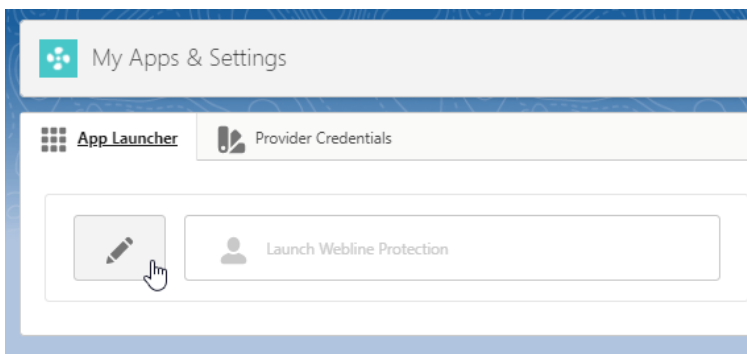
In this article, we will be looking at the App Launcher.



Webline Protection, Product & Fund Research and Retirement Analyser will be greyed out until you enter your login details.

For this example, we will configure Webline Protection details.

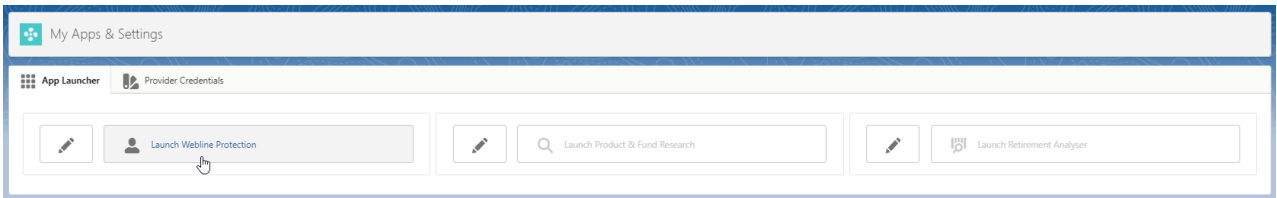
Click on the pen icon next to the product:



Enter your login details & **Save**

The image shows a dialog box titled "Synaptic Weblines Credentials" with a search bar at the top containing "Launch Product & Fund Research". The dialog contains three input fields: "Firm Number" with the value "0", "User Name" with a blurred value, and "Password" with a blurred value. At the bottom right, there are "Cancel" and "Save" buttons, with a mouse cursor hovering over the "Save" button.

Once saved, you can click to launch the product:



Weblines Protection will open in another tab in your browser.
