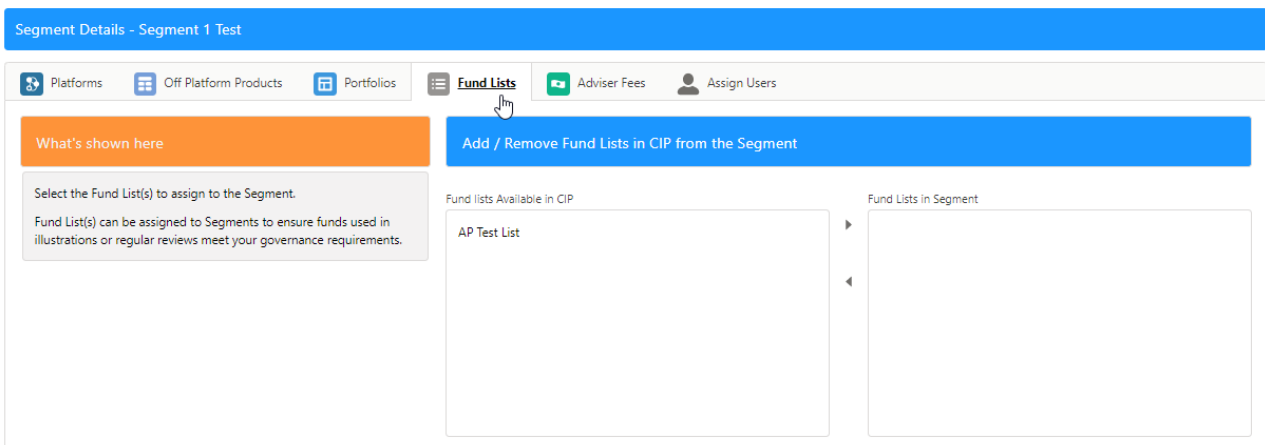
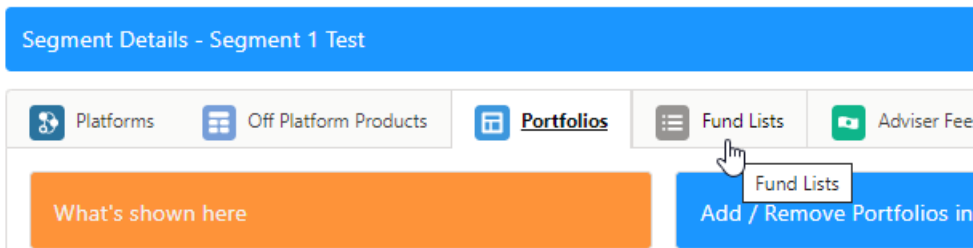


Central Investment Proposition - Adding Fund Lists to a Segment

Last Modified on 13/02/2024 3:35 pm GMT

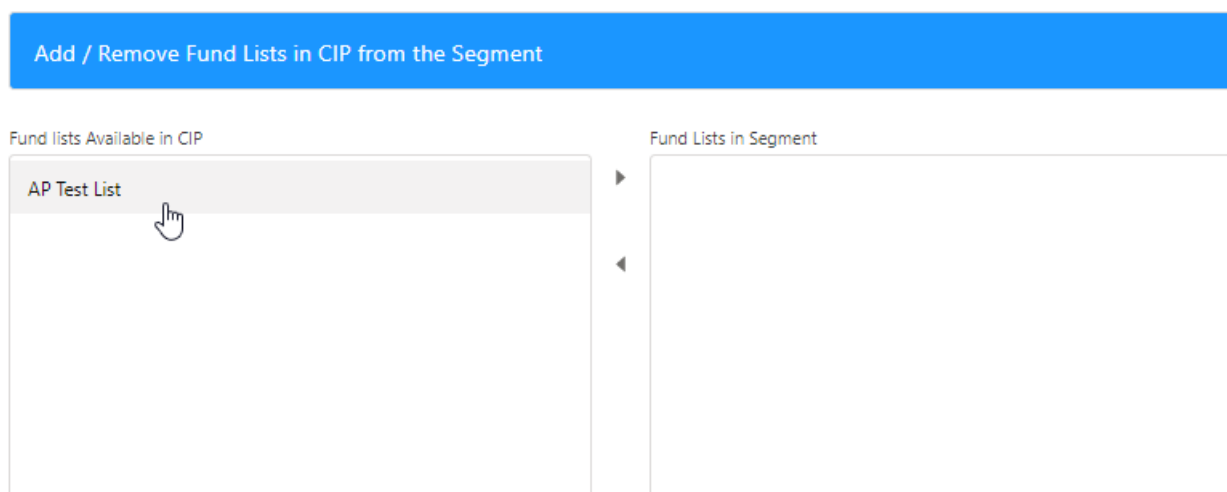
This article is a continuation of [Central Investment Proposition - Adding Portfolios to a Segment](#)

To add Fund List/s to a Segment within the CIP, click into the **Fund Lists** tab:



Move one or more Fund Lists by clicking on the list you would like to add to the segment.

Once selected, click the arrow to move the Fund List over to **Fund Lists in Segment**:



Add / Remove Fund Lists in CIP from the Segment

Fund lists Available in CIP

AP Test List

Fund Lists in Segment

--



Move selection to Fund Lists in Segment

Add / Remove Fund Lists in CIP from the Segment

Fund lists Available in CIP

--

Fund Lists in Segment

AP Test List



Move selection to Fund Lists in Segment

Multiple Fund Lists can be moved at once. Click on the first list, type CTRL A to select all the Fund Lists in the list.

Add / Remove Fund Lists in CIP from the Segment

Fund lists Available in CIP

AP Test List
Test CIP Fund List
Test CIP Fund List 2

Fund Lists in Segment

--



Move selection to Fund Lists in Segment

If you don't wish to move all fund lists, click the first list, hold CTRL and click the remaining fund lists you would like to move.

Add / Remove Fund Lists in CIP from the Segment

Fund lists Available in CIP

AP Test List
Test CIP Fund List
Test CIP Fund List 2



Fund Lists in Segment

Move selection to Fund Lists in Segment



Once done, move onto [Central Investment Proposition - Adding Adviser Fees to a Segment](#)
