

Creating a special deal for Morningstar

Last Modified on 13/02/2024 3:35 pm GMT

In Synaptic Pathways, you are able to create special deals for Providers. Provider charging structures can vary and may need to be setup differently to ensure the deal pulls through correctly.

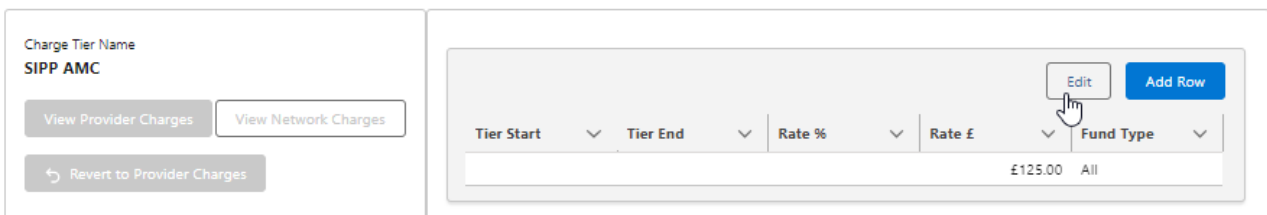
For the Morningstar Platform, the standard drawdown charge in Synaptic Pathways is £250. This is the annual Drawdown charge (£125) plus the SIPP annual charge (£125) which results in a combined Drawdown AMC of £250.

If as part of special deal terms with Morningstar the SIPP annual charge is reduced, the Drawdown AMC will also have to be reduced. For example, if the SIPP annual charge is reduced to zero (0), this means the Drawdown AMC should be set up as £125 in Pathways.

SIPP AMC

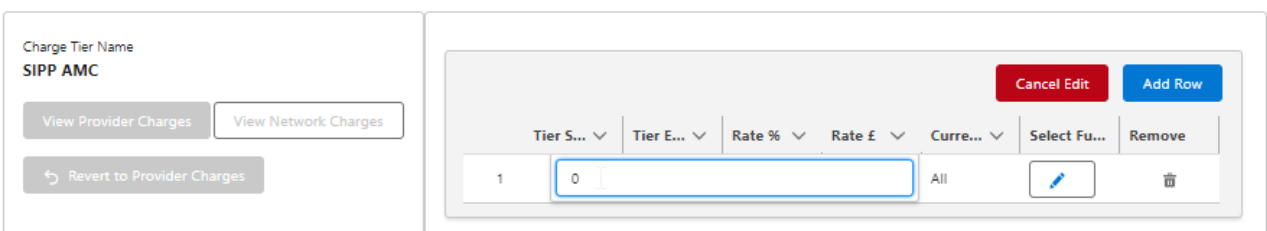
Select **Edit**

Note: Screenshots in our articles are for demonstration purposes only.



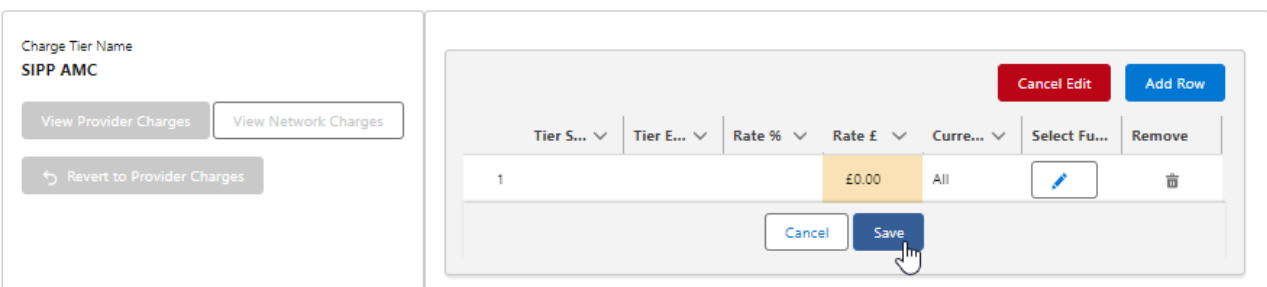
The screenshot shows the 'SIPP AMC' configuration interface. On the left, there are buttons for 'View Provider Charges', 'View Network Charges', and 'Revert to Provider Charges'. On the right, a table is displayed with columns: Tier Start, Tier End, Rate %, Rate £, and Fund Type. The 'Rate £' column contains the value '£125.00' and the 'Fund Type' column contains 'All'. An 'Edit' button is highlighted with a mouse cursor, and an 'Add Row' button is visible to its right.

Add amount in the **Rate £** field. In this example, the **SIPP AMC** will be zero:



The screenshot shows the 'SIPP AMC' configuration interface. The 'Rate £' field in the table is now set to '0'. The 'Fund Type' remains 'All'. The 'Edit' button is now a red 'Cancel Edit' button, and an 'Add Row' button is visible to its right. The 'Revert to Provider Charges' button is also present on the left.

Click away from the field and **Save**:



The screenshot shows the 'SIPP AMC' configuration interface. The 'Rate £' field is now highlighted in yellow and contains the value '£0.00'. The 'Fund Type' remains 'All'. The 'Cancel Edit' button is now a blue 'Save' button, and a 'Cancel' button is visible to its left. A mouse cursor is clicking the 'Save' button. The 'Revert to Provider Charges' button is also present on the left.

Charge Tier Name
SIPP AMC

View Provider Charges View Network Charges

Revert to Provider Charges

Tier Start	Tier End	Rate %	Rate £	Fund Type
1			£0.00	All

Drawdown AMC

Select **Edit**

Amend the **Rate £** field.

In this example, we will reduce the rate to £125:

Charge Tier Name
Drawdown AMC

View Provider Charges View Network Charges

Revert to Provider Charges

Tier Start	Tier End	Rate %	Rate £	Fund Type
			£250.00	All

Charge Tier Name
Drawdown AMC

View Provider Charges View Network Charges

Revert to Provider Charges

Tier S...	Tier E...	Rate %	Rate £	Curre...	Select Fu...	Remove
1			125	All		

Click away from the field and **Save**

Charge Tier Name
Drawdown AMC

View Provider Charges View Network Charges

Revert to Provider Charges

Tier S...	Tier E...	Rate %	Rate £	Curre...	Select Fu...	Remove
1			£125...	All		

Cancel Save

Charge Tier Name
Drawdown AMC

View Provider Charges View Network Charges

Revert to Provider Charges

Tier Start	Tier End	Rate %	Rate £	Fund Type
1			£125.00	All

Check the deal is set to **Active** at the top of the screen:

Name

Morningstar Wealth Administration Limited

Active Not Active



Provider

Morningstar Wealth Administration Limited

Platform

All Platform Products

Portfolio

-

Special Deal Type

-

Deal Start Date (leave blank to apply from today)

Deal End Date (leave blank for no expiry date)