















There are different ticks next to the funds in my portfolio. What's the difference?

Last Modified on 23/04/2024 11:46 am BST

When adding funds to a portfolio, there will either be a green tick, a blue 'Set' button or a blue tick icon.

Fund Table					
	Fund Code	Fund Name	Promoter	Asset Allocation	Weighting %
	EM18	Av Invesco Perpetual Corporate Bond AP Inet	Aviva Life & Pensions UK Ltd		33.33 
	I512	Av Invesco Perpetual Corporate Bond MLC	Aviva Life & Pensions UK Ltd		33.33 
	OG4U	RWC Continental European Equity B EUR	RWC		
	M9CT	Fisher Investments Institutional Emerging Markets Equity ESG Unhedged GBP	Fisher Investments Institution		33.34 
					0 
				Remaining allocation:	0%
				Total allocation:	100%

These indicate the following:

The fund has asset allocation data



The asset allocation has been supplied by the Provider as part of the Synaptic Risk Service



'Set' will appear next to a fund where we have not received the asset allocation. This allows the administrator to 'Set' the override asset allocation for the fund. Only the administrator can amend this information.

Users will see a blue tick next to funds where the administrator has set the asset allocation.



This blue tick appears where the administrator has overridden the asset allocation data:



To check the details of the set asset allocation, click the blue tick:

Details		Set Override						
Override an Asset Allocation								
To override the Promoter Asset Allocation (PAA) with your Own Asset Allocation (OAA) review the PAA values and then set your own values in the OAA column to equal 100%. RP Indicates the Resulting Position change.								
Asset Class Name	PAA	OAA	RP	Asset Class Name	PAA	OAA	RP	
Asia Pac (ex Japan) Equities	0	<input type="text" value="0"/>	0	Hedge Funds	0	<input type="text" value="0"/>	0	
Cash	0	<input type="text" value="0"/>	0	High Yield Corporate Bonds UK	0	<input type="text" value="0"/>	0	
Commodities	0	<input type="text" value="0"/>	0	Japan Equities	0	<input type="text" value="0"/>	0	
Emerging Markets Equities	0	<input type="text" value="0"/>	0	Property	0	<input type="text" value="30"/>	30	
European Equities	0	<input type="text" value="0"/>	0	UK Corporate Bonds	0	<input type="text" value="40"/>	40	
European Fixed Income	0	<input type="text" value="0"/>	0	UK Equities	0	<input type="text" value="0"/>	0	
Global Bonds (ex UK)	0	<input type="text" value="0"/>	0	UK Fixed Income	0	<input type="text" value="30"/>	0	
Global Equities (ex UK)	0	<input type="text" value="0"/>	0	UK Govt Bonds	0	<input type="text" value="0"/>	0	
Global Infrastructure	0	<input type="text" value="0"/>	0	UK Index Linked	0	<input type="text" value="0"/>	0	
Global Private Equity	0	<input type="text" value="0"/>	0	US Equities	0	<input type="text" value="0"/>	0	
Global Property	0	<input type="text" value="0"/>	0	US Fixed Income	0	<input type="text" value="0"/>	0	
						Remaining allocation:	30%	
						Total allocation:	70%	

For details on how to set the asset allocation, see article: [Creating a Portfolio](#)

Please Note: When we receive fund updates, it is possible we will start receiving asset allocation for funds that has previously been overridden. The new asset allocation will replace any manually set.